

YOU MUST USE GOOGLE CHROME!! (Apple Safari does not work)

Dekalb Pediatric Associates Is happy to Announce the Merge of Patient Portal and CHADIS Questionnaires into one Platform:


The CHADIS questionnaires must be completed 7 days (1 week) before the scheduled appointment with the provider. Your appointment will be cancelled if the CHADIS is not completed.

REMEMBER: Your appointment will be cancelled by the system if not done 1 week in advance.

To access Patient Portal, Go to our website www.dekalbpediatric.com



Select [ACCESS PORTAL](#) - Button



Select the [Using Mobile phone option](#)

Login to view your health record

User Credentials Using Mobile Phone

Enter the **Child first name-Last Name and Date of Birth**

Select the mobile phone, you want the text sent to:

Login Using Mobile Phone

We will send verification code to confirm access to below number.

Standard text messaging rates apply

*** - *** - 8815

*** - *** - 8815

Send Code

[Return to Login Page](#)

Enter the code: This will be sent as a text message and will be 2 letters and 4 numbers

Login Using Mobile Phone

Please enter the verification code you received

dn1147

Code is valid for 5 minutes or 3 attempts

Login

[Resend Code](#)

[Return to Login Page](#)

If you are logging in for the 1st time you will be asked to make a password.

If you have not logged in a long time it will also ask you to make a new password and the verification code will be sent to you again to confirm the information. (just keep going)

Reset Password

Congratulations, You have authenticated yourself.
Please Select your new Password.
Refer [Password GuidELines](#) to create secure passwords.

New Password

Confirm New Password

***Enter a new password and then type it in again in both boxes exactly the same!!

***See Below for guidelines to create a new password:

Guidelines for creating secure passwords

The first step in protecting your online privacy is creating a **strong password**. To help you choose a secure password, we have added password strength meter that lets you know visually how safe your password is as soon as you create it.

Tips for creating a secure password:

- Password should be minimum 7 characters
- Do not use words that can be found in the dictionary.
- Mix capital and lowercase letters.
- Include symbols like @ , _ , # , * , ! and/or numbers.
- Don't use a password that contains personal information (name, birth date, etc.)
- Don't use keyboard patterns (qwerty) or sequential numbers (1234).
- Don't make your password all numbers, uppercase letters or lowercase letters.
- Don't use repeating characters (aaaazzzz).

Tips for keeping your password secure:

-
- Never tell your password to anyone.
- Never write your password down.
- Never send your password by email.

- Periodically change your password.

Security questions

Select security question below. This question will help us verify your identity.

Customize your security question.

Security Question

What is your father's middle name

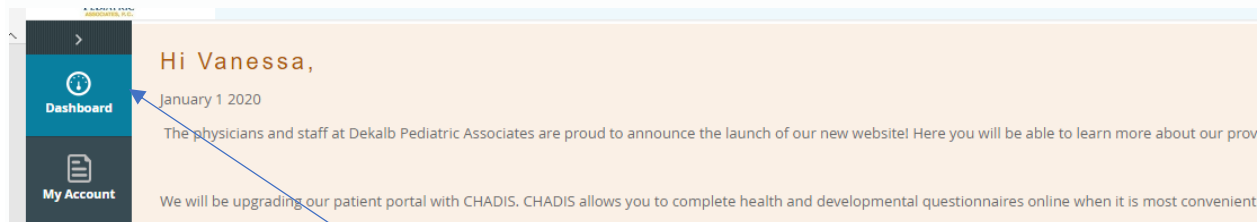
Answer

....

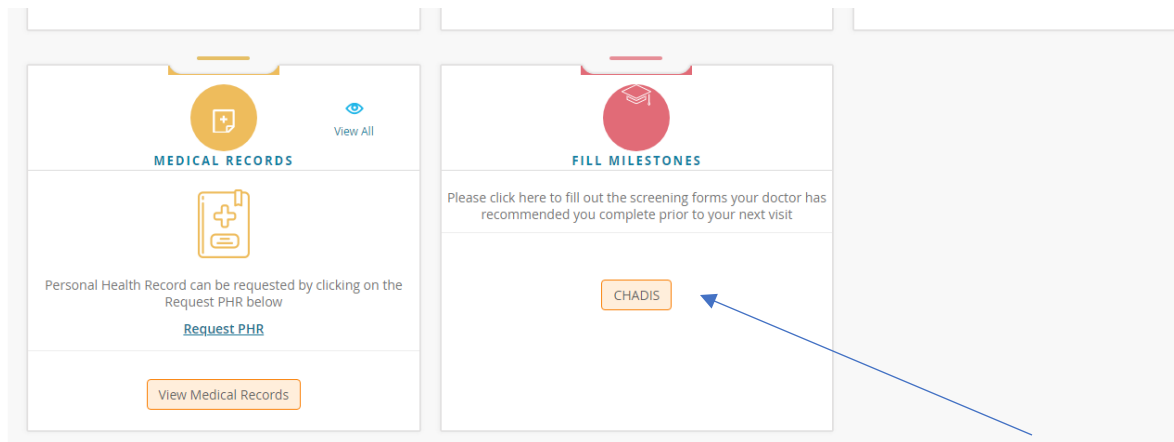
Cancel Next

***If you click in the box under security question it will give you a list to choose from.

Then give an answer to the question you picked in the “answer” box. Click the Next button to continue.



***When you get to the patient portal please select “Dashboard” on the left hand side of the screen (As pictured above)



***You may then need to scroll down on the right-hand side until you see the “Fill Milestones” CLICK on the CHADIS button.

You will then be redirected to the CHADIS website to answer the questionnaires needed for your child’s appointment.

Test, Vanessa

age: 10 years 1 month

Questionnaires for *Vanessa Test*

Go

Take questionnaires that Vanessa's doctor assigned to you
There are 5 questionnaires ready to take

Invitations

Go

View Previous Invitations

Back to [Choose a Child/Patient](#).

***Once you have accepted the Terms and Conditions, you will see the above example for your child.

Please click on the “GO” button under the Questionnaires for “patient name”

Questionnaires for Vanessa Test

This is to provide important information to the professional.

The questionnaires below have been selected by your doctor for your child/patient.

After the questionnaires have been taken, the results are available to your doctor immediately. They can be discussed at your next office visit.

Please press "Begin" to start any questionnaire. NOTE: You must hit SEND at the end of each questionnaire to complete it.

Staying Healthy Assessment 9-11 Years

Assigned on March 2, 2020 by System API

New

Family Cardiac History

Assigned on March 2, 2020 by System API

New

Lead Questionnaire - TX - No Opt-out

Assigned on March 2, 2020 by System API

New

Problematic and Risky Internet Use Screening Scale 18

Assigned on March 2, 2020 by System API

New

***Select "BEGIN" next to the first questionnaire and it will start the process.

When you are done with each questionnaire it will ask you to "SEND IT I'M DONE" say Yes!

Then select CONTINUE and it will load the next questionnaire.

Once you are done with all the questionnaires needed you will be back to the screen above.

Congratulations you are now done and ready for your visit with the doctor. THANK YOU!!!