

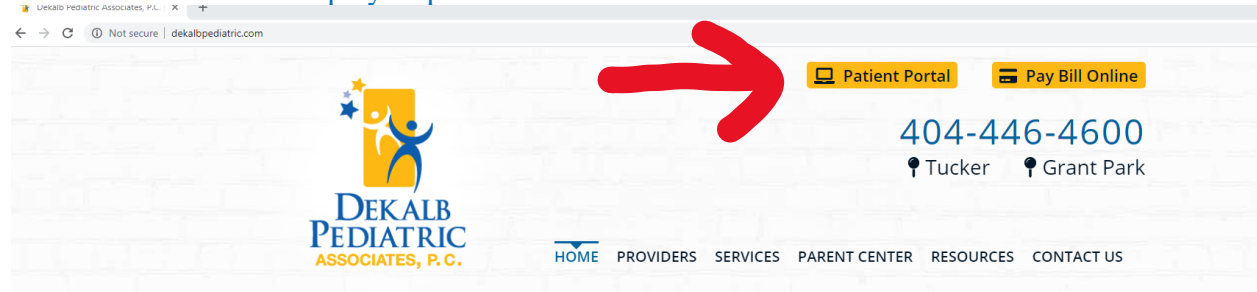
Dekalb Pediatric Associates Is happy to Announce the Merge of Patient Portal and Chadis Questionnaires' into one Platform:

The CHADIS questionnaires must be completed 3 days before the scheduled appointment with the provider. Your child will not be able to check in at the office until CHADIS is completed. We strongly encourage you to complete CHADIS prior to your arrival to avoid delay. In the event these questionnaires are not completed before the visit, a tablet will be provided to you at the office; You must arrive at least an hour ahead to complete, however, the visit may be delayed and or possibly rescheduled due to timeliness.

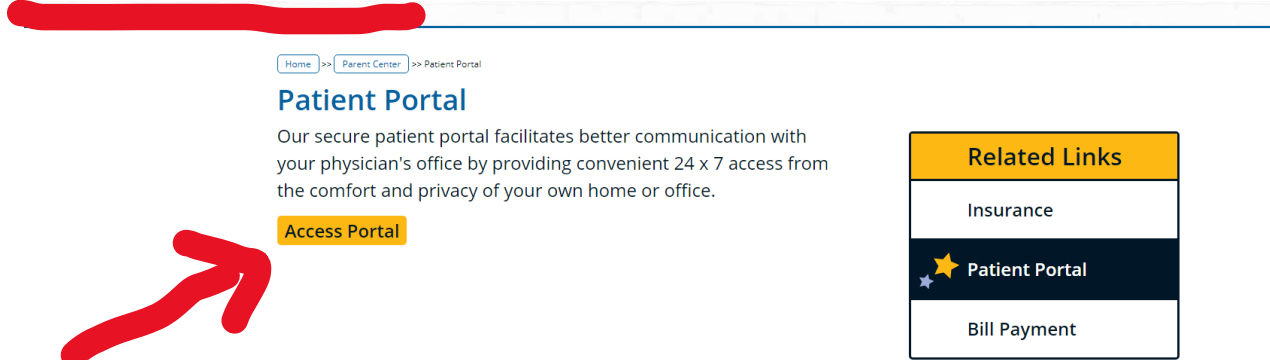
REMEMBER: **You will NOT be checked in until the questionnaire(s) is completed.** To access Patient Portal, log into www.dekalbpediatric.com click on the **Portal Button** at the top of the page- Click the **Access Portal Button** You will be redirected to the portal page - On the Right hand side enter the below username and temporary password
Enter your username: JohnSmith2020 Temp Password: Simple19!

You will be asked to verify by entering the PATIENTS date of Birth and to create a new password. When you get to the main page of the patient portal Click on the **Dashboard** located on the left side, then scroll down and select Fill Milestone (**CHADIS** button) on right side.

***See below for the step by step Process:



Click on the Patient Portal Button




***Click on the Access Portal Button – to be redirected to the Patient Portal

io/


LOGIN TO YOUR ACCOUNT


We will send verification code to confirm access to this number.
Standard text messaging rates apply.


Using Mobile Phone 

OR

Enter the details below

 User Name

 Password

[Trouble logging in](#) 

Login

***Enter the Username provided to you and the temporary password “ Simple19! “ (please note the exclamation point is part of the password and both entries are case sensitive)

Then press the Login button.

User Validation

Welcome Vanessa,

As an added security measure, please answer any **One** of the questions below to authenticate yourself. By submitting this information you are confirming that you are the intended recipient of the access credentials and have not obtained the information in error.

What is your father's middle name?

OR

Date Of Birth

MM/DD/YYYY

Cancel

Next

***Enter the "Child's" Birthday and please remember the format is MM/DD/YYYY ie:
01/01/2020

Reset Password

Congratulations, You have authenticated yourself.
Please Select your new Password.
Refer [Password GuideLines](#) to create secure passwords.

New Password

Confirm New Password

Cancel

Next

***Enter a new password and then type it in again in both boxes exactly the same!!

*****See Below for guidelines to create a new password:**

Guidelines for creating secure passwords

The first step in protecting your online privacy is creating a **strong password**. To help you choose a secure password, we have added password strength meter that lets you know visually how safe your password is as soon as you create it.

Tips for creating a secure password:

- Password should be minimum 7 characters
- Do not use words that can be found in the dictionary.
- Mix capital and lowercase letters.
- Include symbols like @ , _ , # , * and/or numbers.
- Don't use a password that contains personal information (name, birth date, etc.)
- Don't use keyboard patterns (qwerty) or sequential numbers (1234).
- Don't make your password all numbers, uppercase letters or lowercase letters.
- Don't use repeating characters (aaaazzzz).

Tips for keeping your password secure:

-
- Never tell your password to anyone.
- Never write your password down.
- Never send your password by email.
- Periodically change your password.

Security questions

Select security question below. This question will help us verify your identity.

Customize your security question.

Security Question

What is your father's middle name

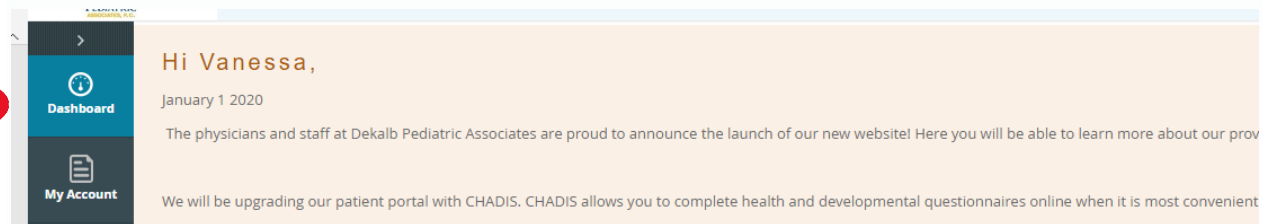
Answer

....

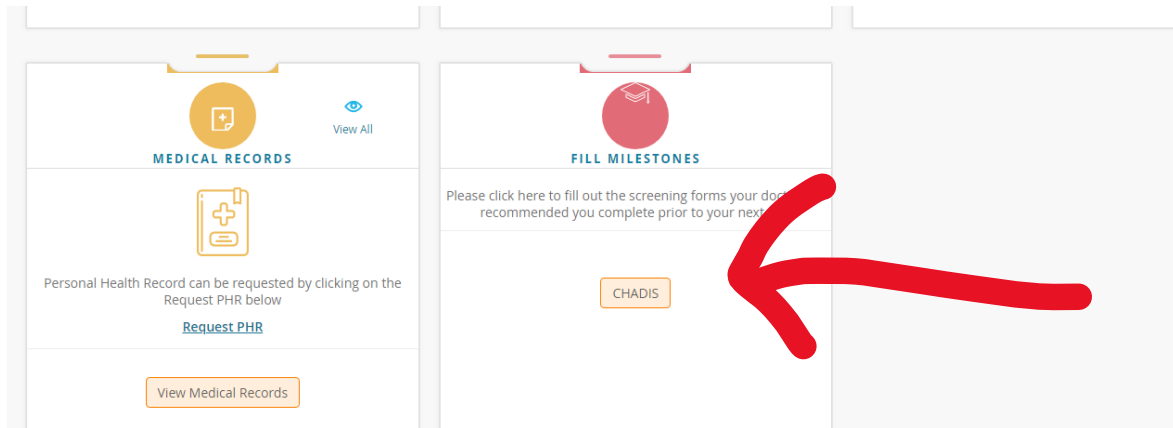
Cancel Next

***If you click in the box under security question it will give you a list to choose from.

Then give an answer to the question you picked in the “answer” box. Click the Next button to continue.



***When you get to the patient portal please select “Dashboard” on the left hand side of the screen (As pictured above)



***You may then need to scroll down on the right hand side until you see the “Fill Milestones” CLICK on the CHADIS button. You will then be redirected to the CHADIS website to answer the questionnaires needed for your child’s appointment.

Test, Vanessa

age: 10 years 1 month

Questionnaires for *Vanessa Test*

 Take questionnaires that Vanessa's doctor assigned to you
There are 5 questionnaires ready to take

Invitations

View Previous Invitations

Back to [Choose a Child/Patient](#).

***Once you have accepted the Terms and Conditions, you will see the above example for your child.

Please click on the “GO” button under the Questionnaires for “patient name”

Questionnaires for Vanessa Test

This is to provide important information to the professional.

The questionnaires below have been selected by your doctor for your child/patient.

After the questionnaires have been taken, the results are available to your doctor immediately. They can be discussed at your next office visit.

Please press "Begin" to start any questionnaire. NOTE: You must hit SEND at the end of each questionnaire to complete it.

Staying Healthy Assessment 9-11 Years

Assigned on March 2, 2020 by System API
New

Family Cardiac History

Assigned on March 2, 2020 by System API
New

Lead Questionnaire - TX - No Opt-out

Assigned on March 2, 2020 by System API
New

Problematic and Risky Internet Use Screening Scale 18

Assigned on March 2, 2020 by System API
New

***Select "BEGIN" next to the first questionnaire and it will start the process.

When you are done with each questionnaire it will ask you to "SEND IT I'M DONE" say Yes!

Then select CONTINUE and it will load the next questionnaire.

Once you are done with all the questionnaires needed you will be back to the screen above.

Congratulations you are now done and ready for your visit with the doctor. THANK YOU!!!